




Name _____ Grade Level _____

K5-2nd Oral Presentation Rubric

Topic _____




	 <i>Rarely</i>	 <i>Somewhat</i>	 <i>Consistently</i>
Organization I stayed on topic.			
Verbal I spoke clearly and loudly.			
Nonverbal I looked at the audience and kept my body still.			
Presentation I used my visual aid to teach the audience.			
Project I completed my project neatly according to the directions.			

Comments:

Name _____ Grade Level _____

K5-2nd Oral Presentation Rubric

Topic _____

	 <i>Rarely</i>	 <i>Somewhat</i>	 <i>Consistently</i>
Organization I stayed on topic.			
Verbal I spoke clearly and loudly.			
Nonverbal I looked at the audience and kept my body still.			
Presentation I used my visual aid to teach the audience.			
Project I completed my project neatly according to the directions.			

Comments:

Resources for Parents:

It is important you help your student be prepared and feel confident for their oral presentation. Children do not automatically know how to effectively present information in an oral presentation format. Feel free to peruse the following resources for helpful tips on how to teach your student to be prepared and equipped for this important life skill of oral communication.

1. [Preparing Your Students for Successful Presentations](#) by Literacy in Focus
2. <https://www.youtube.com/watch?v=7NgL2z0HBk4>
3. <https://www.youtube.com/watch?v=VD2t1YeLOOw>
4. <https://www.youtube.com/watch?v=QKOO99UjsSE>